




The MiHome Open Sensor is a monitor only product. The sensor alerts you if a door or window has been opened or closed. It can link with other MiHome products to create scenarios like: "Window opens, MiHome radiator valves adjust temperature" or "Door opens, lights come on" or "Cupboard opens, receive SMS via IFTTT". It is simple to set-up and fit and has a low battery alert.

It can be used to switch any MiHome device through triggers. You can receive notifications on your phone when motion is detected.

The MiHome Open Sensor can also be used as a means of security whilst you are away as well as using to monitor elderly and vulnerable people.

OPEN SENSOR

TECHNICAL INFORMATION	KEY BENEFITS
<ul style="list-style-type: none"> - Model: MIHO033 - Sensor: Magnetic - Power supply: 1.5V(AAA alkaline battery) - Transmission Frequency: 434.300 MHz - LED: Mode and status indicator 	<ul style="list-style-type: none"> - Monitor your home for any opened window or doors - Create triggers that can be set off with the Open Sensor - Use as a monitoring system for the vulnerable and elderly - A great non invasive method of monitoring your loved ones - Create scenarios that link to other MiHome devices



The MiHome Open Sensor is a Monitor only device, meaning that it can only send information or data to the MiHome Gateway.

FAQs

Where should I suitably install the Open Sensor?

The Open Sensor is ideally placed on the frame of a window or door that needs constant monitoring

How do I secure the MiHome Open Sensor?

The Open Sensor is suitable for frame mounting and may be screwed or stuck in place

How would I change the battery?

Pull apart the front and back of the MiHome Open Sensor and insert the battery

How long should the battery last on the Open Sensor?

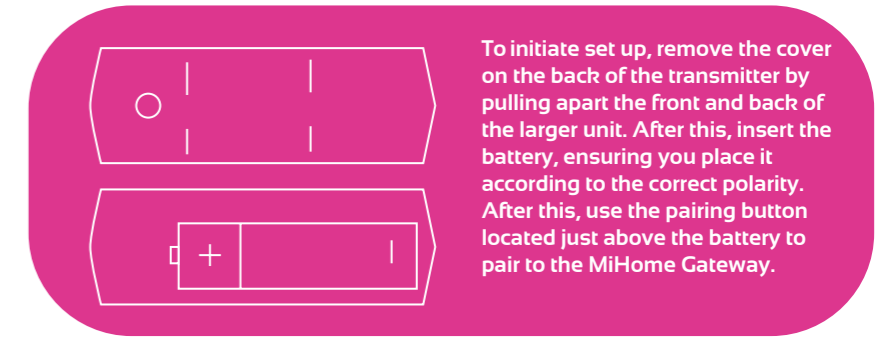
Battery life is expected to last up to one year assuming that the sensor carries 50 actions per day

Can the Open Sensor be used to turn on other devices?

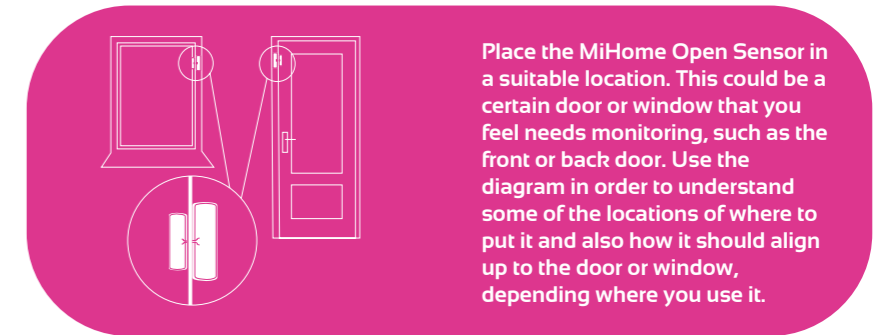
Yes, first you pair the device of choice and then select triggers from the Open Sensor menu

Can I use it with the App?

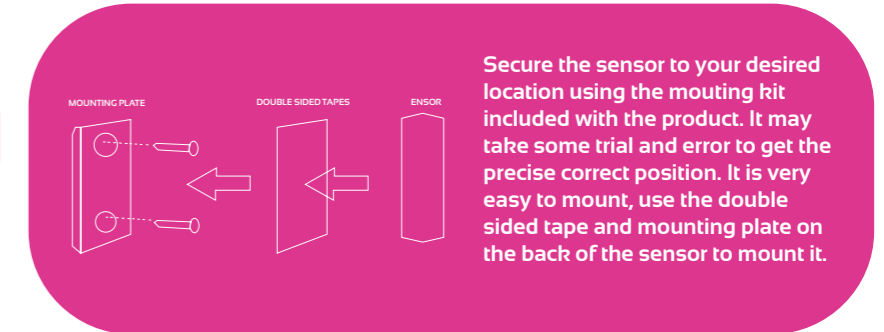
Yes, the Open Sensor will deliver all notifications and statuses to the MiHome App and web server



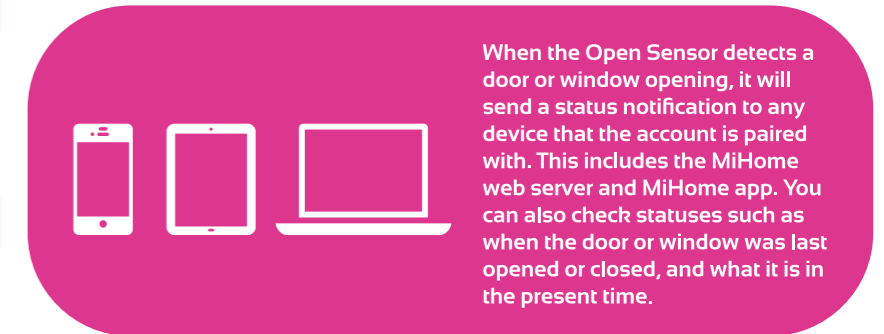
To initiate set up, remove the cover on the back of the transmitter by pulling apart the front and back of the larger unit. After this, insert the battery, ensuring you place it according to the correct polarity. After this, use the pairing button located just above the battery to pair to the MiHome Gateway.



Place the MiHome Open Sensor in a suitable location. This could be a certain door or window that you feel needs monitoring, such as the front or back door. Use the diagram in order to understand some of the locations of where to put it and also how it should align up to the door or window, depending where you use it.



Secure the sensor to your desired location using the mounting kit included with the product. It may take some trial and error to get the precise correct position. It is very easy to mount, use the double sided tape and mounting plate on the back of the sensor to mount it.



When the Open Sensor detects a door or window opening, it will send a status notification to any device that the account is paired with. This includes the MiHome web server and MiHome app. You can also check statuses such as when the door or window was last opened or closed, and what it is in the present time.